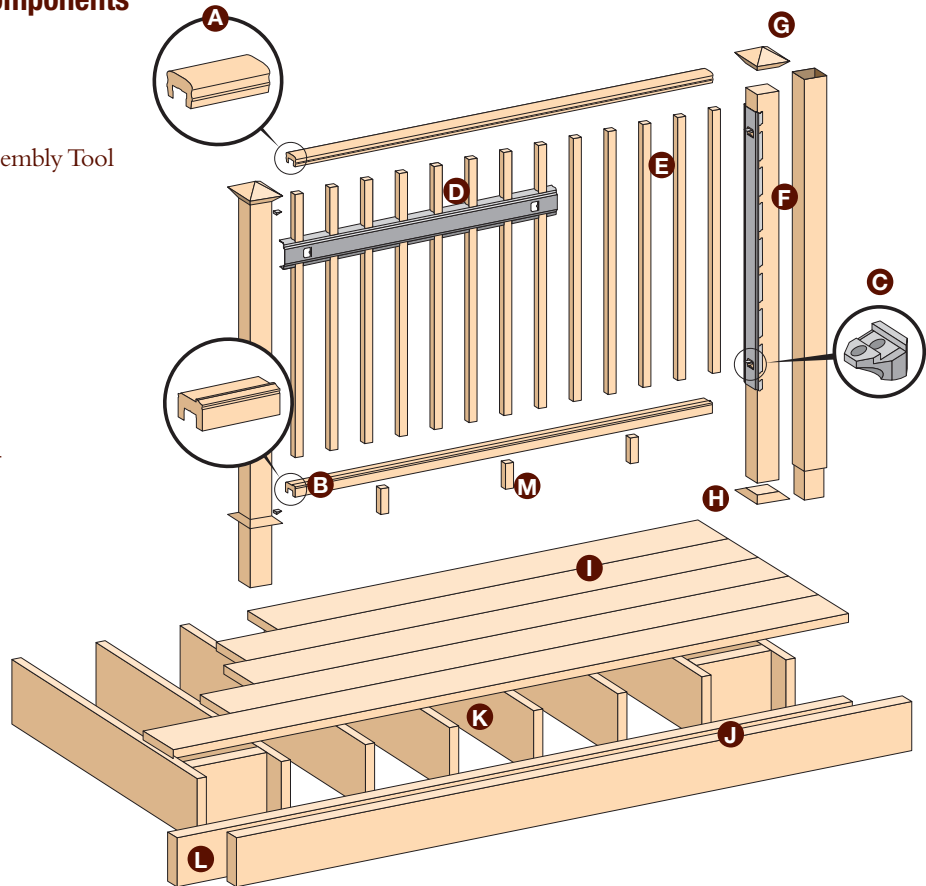















TREX DESIGNER SERIES RAILING®

COMPONENTS

Trex Designer Series Railing Components

- A. Trex® Designer Handrail
- B. Trex Designer Bottom Rail
- C. Trex Railing Support Brackets
- D. TrexExpress™ Designer Railing Assembly Tool
- E. Trex 1³/₈" Balusters
- F. Trex RailPost™/Post Sleeve
- G. Trex Post Cap/Post Sleeve Cap
- H. Trex Post Skirt/Post Sleeve Skirt
- I. Trex Decking
- J. Trex Trim
- K. Code-Approved Wood Joist
- L. Code-Approved Wood Rim Joist - 2" x 8" or larger
- M. Support Blocks



Trex Designer Series Railing Components					
Baluster  1.375" 1.375"	Handrail  2.25" 3.2"	Bottom Rail  2" 2.75"	Railing Bracket  1.187" 1.375" .875"	Rail Post  3.5" 3.5"	Post Sleeve  4.5" 4.5"
Flat Post Cap  2.35" 3.8"	Pyramid Post Cap  3" 3.8"	Post Skirt  1.25" 5.875"	TrexExpress Designer Railing Assembly Tool  3.75" 35.4"		
Flat Post Sleeve Cap  2.35" 4.5"	Pyramid Post Sleeve Cap  3.125" 4.5"	Post Sleeve Skirt  1.25" 6.6"			